

CONNECTIONS Build Bulletin

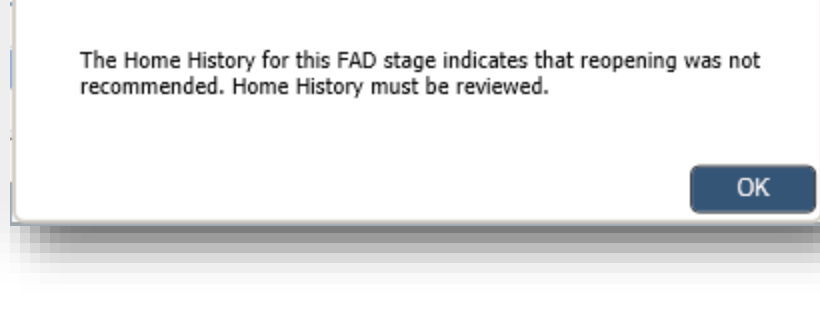
CONNECTIONS 2020 Build 3 Enhancements

A new **CONNECTIONS Build**, was implemented on Wednesday, December 9th, it includes the below enhancements. A Powerpoint detailing the new functionality will be on the CONNECTIONS website: <https://ocfs.ny.gov/connect/imp/> Updated Tip sheets: <https://ocfs.ny.gov/connect/jobaldes/jobaldes.asp>

Foster and Adoptive Home Development

FAD Past Closure Reports to Better Ensure “Do Not Recommends” are Read

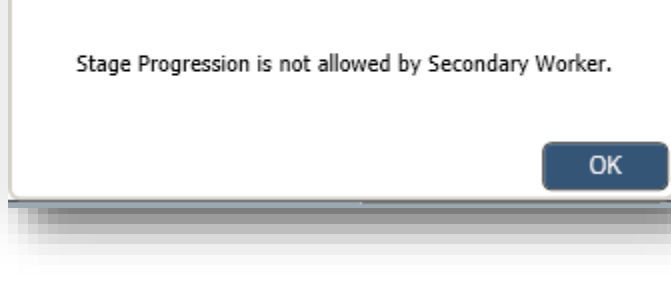
To better ensure that FAD homes closed with a “Do Not Recommend” reopening are read, upon entry to a newly reopened FAD stage in “New” status, when the FAD stage has a Do Not Recommend Reopening closure reason in its home history, a warning message will be displayed, and the user will be immediately directed to the FA Home History window with the Do Not Recommend records displayed first in the list.



CPS/FAR Stage Progression from Intake

Disallow Stage Progression by Secondary County

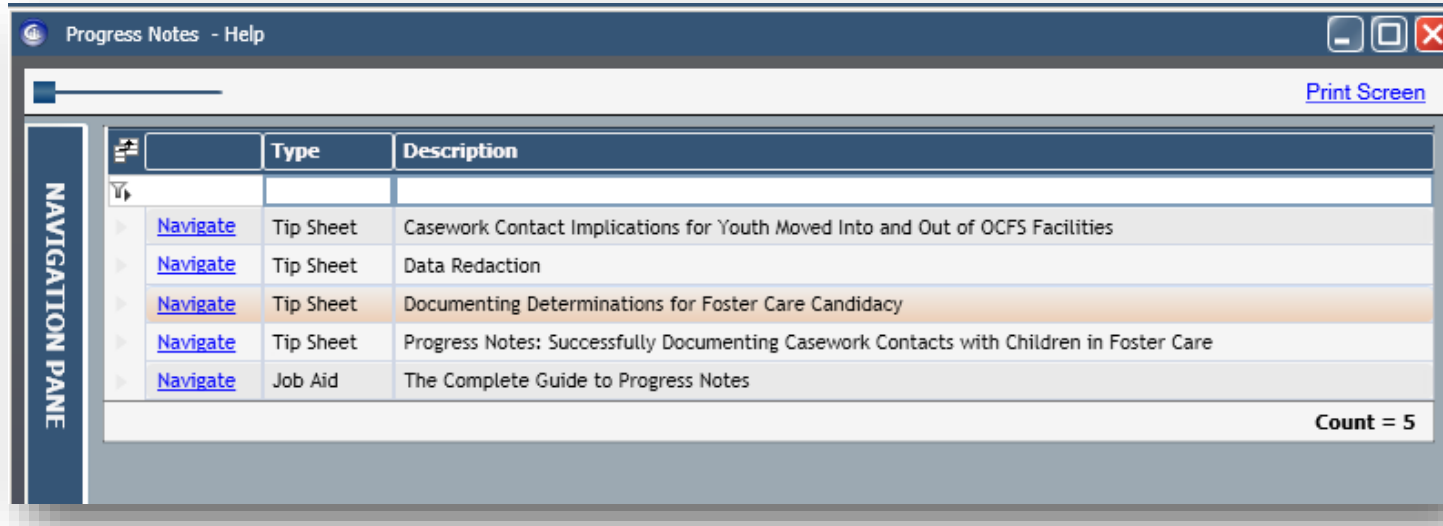
For INT stages only, when the logged on worker is assigned secondary to the INT stage, or, via unit summary/hierarchy, is accessing the workload of the secondary worker in modify mode, and they select the “Stage Progression” left navigation hyperlink, they will be presented with a message: “Stage Progression is not allowed by Secondary Worker.” This will be true for secondary workers within the same county and secondary workers in different counties.



“Help” Left Navigation Link

Support Documentation Now Exists on Appropriate Windows

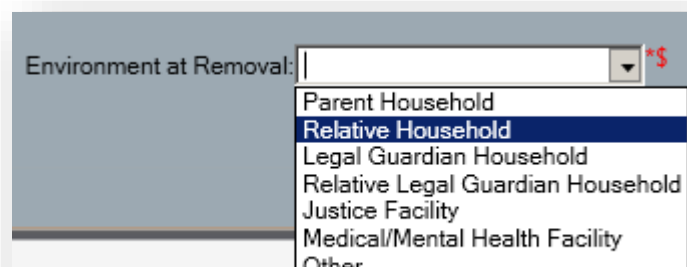
In an effort to better emphasize existing application tip sheets and their value to users, the “Help” link on every window’s left navigation menu has been repurposed into a new Help window. The window will open dynamically based on whatever parent window from which it is accessed, and will display any CONNECTIONS tip sheets or help documentation that is relevant to that specific section of the application. The Helpful Info tab will remain a filterable repository of every tip sheet and job aid.



AFCARS 2.1 Legislation

AFCARS Changes to Removal Information Tab

In accordance with AFCARS 2.1 federal legislation, a new dropdown has been added to the Removal Information tab: Environment at Removal. The dropdown is required when the Program Choice for the child is Placement and optional when the Program Choice for the child is Non LDSS Custody.



AFCARS Changes to Activities

A second AFCARS 2.1 change will add the ability to collect the termination of parental rights petition filed information in the Activities Module. In doing so, a new Legal Event – “L110 - TPR Petition Filed” – has been created, with new modifiers to capture the type of termination (mother/father/putative father), and whether the termination was voluntary or involuntary.

The two new codes will replace the L100 codes 10 - 384B COM GUAR & CUST and 09 - 384 VOL SURNDR ADOPT which will no longer be available for data entry. These codes will remain visible for existing records.

Changes to All CONNECTIONS Stages

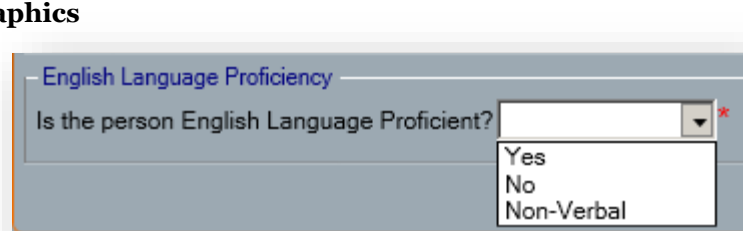
Modifications to the Family Relationship Matrix

Originating with the OCFS Family Relationship Matrix (FRM) workgroup, this change request will introduce the following efficiencies in the FRM, in INV/FAR and FSS stages:

- A new relationship: “Child in Common,” with reciprocal relationship, “Child in Common.”
- The Relationship dropdown list has been reordered so that more common relationships (based on the workgroup’s recommendation) appear first.
- The Person 1 and person 2 dropdown lists have been resorted so that the oldest person in the stage appears at the top of the list – completing the FRM from oldest to youngest triggers the most reciprocal relationships, and therefore requires less work for the worker.
- Existing save functionality has been changed so that the worker does not need to click the “save” button until the very end of FRM completion, rather than requiring the worker to click save in between the addition of each new relationship. This efficiency will exist for “add” mode and “invalidate” mode.
- Enhanced “pull forward” functionality between stages within the same case has been included, so that the FRM, when accessed for the first time within a new stage, will pull forward any matching active relationships that exist in other stages within the same case.

Changes to Language in Person List Demographics

A new “English Language Proficiency” frame has been added to the Person Info Detail section, available from every Person List in the application. The new frame will become visible and required when any language other than English is entered as the Language for the person – otherwise, the section is hidden. The frame contains a single question: “Is the person English Language Proficient?” with a corresponding dropdown box containing three values: “Yes,” “No,” and “Non-Verbal.” The definition of English Language Proficiency will also be provided in this section. Additionally, tooltip functionality has been added in that when the worker hovers over the label “Language,” they will see the description, “Preferred Language,” and likewise, when they hover over the “Confirm PL” checkbox label, they will see the description, “Confirm Preferred Language.”



On-Call Window

On-Call Window Changes

These changes, all of which came from a county-driven On-Call Window workgroup, will provide the following efficiencies in the On-Call window:

- Allow workers to delete multiple selections of old on-call entries at one time, rather than the current one-at-a-time deletion process.
- Auto-delete entries that are more than one year old.
- Send an email notification to users with the Maintain On-Call business function when their county’s on-call schedule is set to expire. The email will be sent every day for 7 days prior to the on-call expiration date.

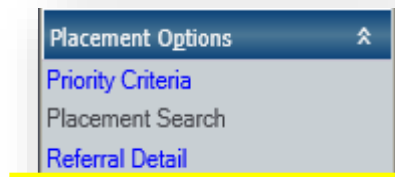
Placement Module

OSI Sensitive Cases in Placement Module

Previously, ACS’s Office of Special Investigation (OSI) placement requests had been intentionally excluded from the Placement Dashboard. Due to a revision in requirements, now all placement requests created by OSI are viewable and modifiable from the Dashboard - inheriting all existing security and placement module rules.

Using Comments from Prior Placement Request in New Using

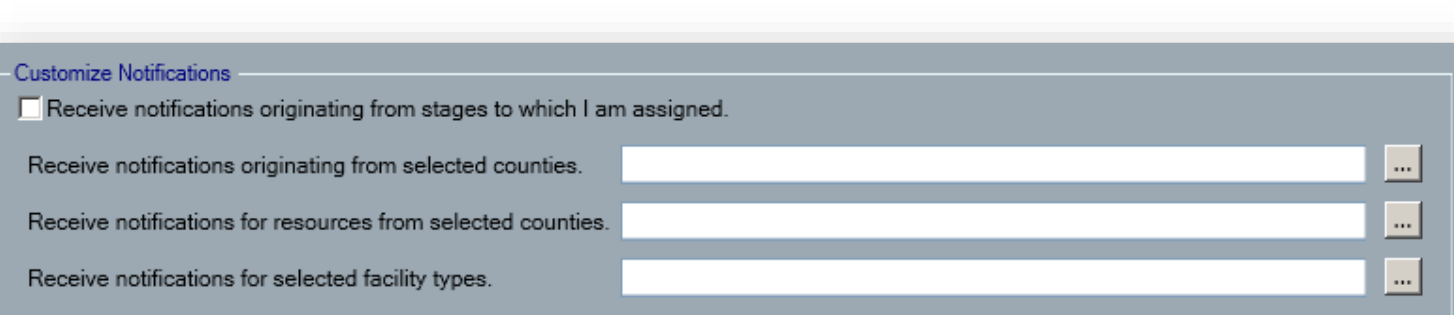
To provide an easier way in which to gain access to and use information from previous Placement Requests, when in New Using mode, a new left navigation link will be available: “Previous Placement Request.” Upon selecting this link, a new, read-only, window will open with the previous placement request details. This will facilitate access in copying comments from the old request into the new request, when required.



Placement Email Notifications Enhancements

Based on an OCFS-led workgroup and conversations with impacted stakeholders, the Placement Email Notification functionality will be updated with the following enhancements to better streamline notifications and their usability within the Placement Module business process:

- A new frame in the Notifications tab on Staff Security: “Customize Notifications” will allow a worker to customize their placement notifications when directly accessing their own Staff Security tab, or a worker with the Maintain Security business function to customize notifications for any employee within their district or agency.
- Customization options include the ability to only receive notifications pertaining to stages to which you are assigned, the ability to choose from a list of stage or resource counties from whom you wish to receive notifications, and the ability to select one or more specific facility types for which you wish to receive notifications.



Pending Activities Data Entry Grid Enhancements

Requested by ACS to assist in managing workflow in the Activities module, the following new columns have been added to the Pending Activities grid:

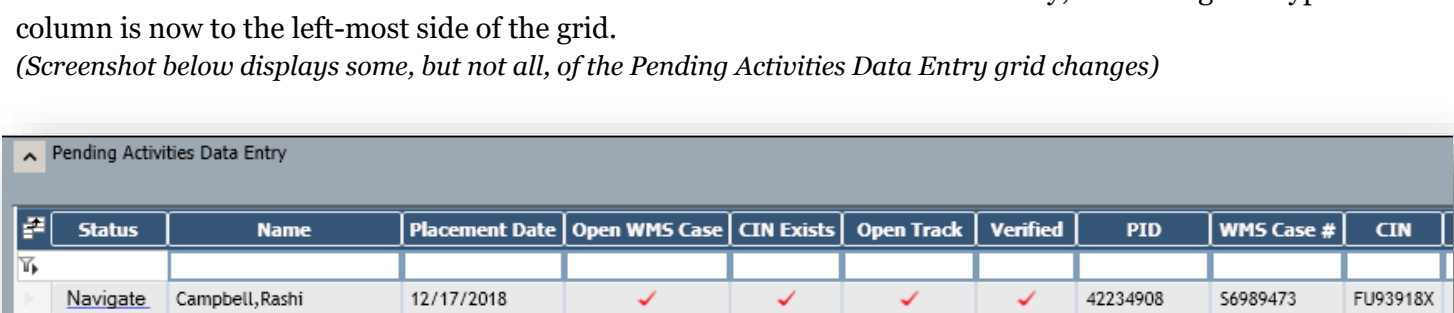
- WMS Case #
- CIN
- Originating Stage ID
- Child Status (in Activities) --

Additionally, the names of two existing columns were altered to better differentiate from the new columns:

- Change “WMS Case” to “Open WMS Case” – the data exists checkbox will only appear in this column if the associated WMS case is in Z status.
- Change “CIN” to “CIN Exists”

Columns were also reordered to make most functional sense to the user. Notably, the “Navigate” hyperlink column is now to the left-most side of the grid.

(Screenshot below displays some, but not all, of the Pending Activities Data Entry grid changes)



The Connections Team is here to help!

Resources

- As always, **CONNECTIONS Implementation Staff** can assist you. A Contact List of each district and agency’s assigned implementation specialists can be found on the CONNECTIONS [Intranet](#) and [Internet](#) pages.
- **ITS Service Desk—844-891-1786 or fixit@its.ny.gov**

Questions, Comments, or Suggestions?

- Email Us: Connections@ocfs.ny.gov

