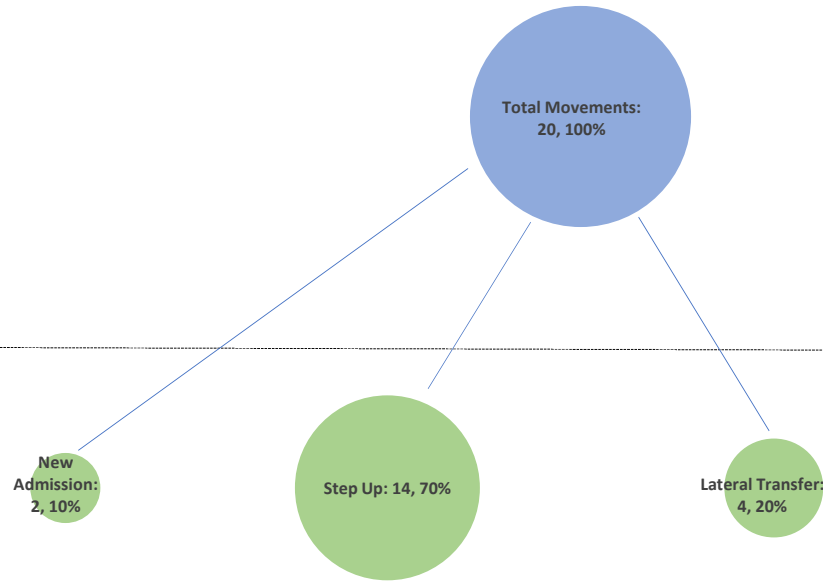


### FFPSA Bubble Chart #1

## Total Number of Movements into Congregate Care (CC) Program and Movement Types in 2018--Essex (Number and Percentage\* shown in each bubble)

A. Total number of movements into CC in CY 2018 (AOBH, Group Home, Group Residence, Institution)

B. Movement Types at CC Entry

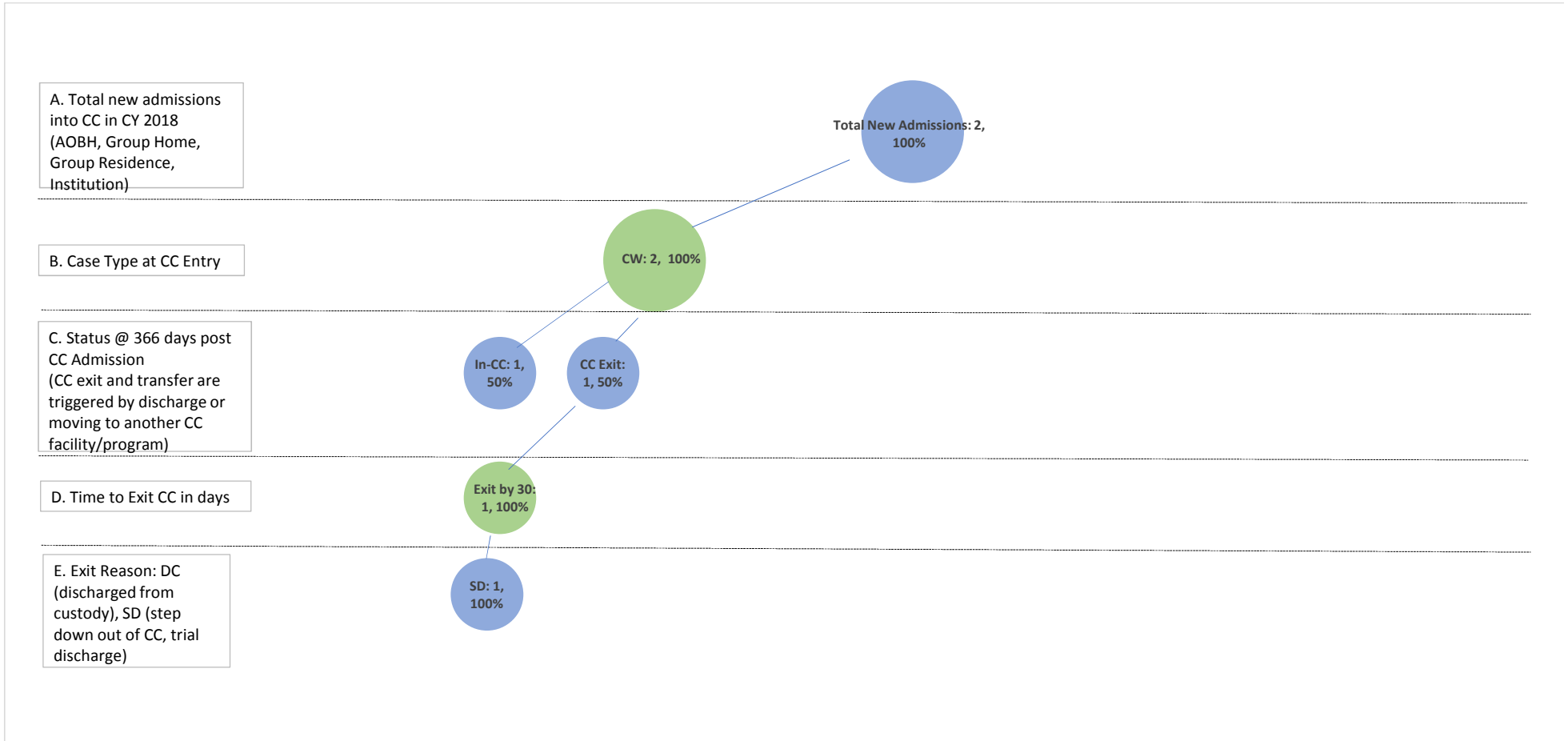


\* Percentage is calculated based on the bubble immediate above.

Prepared by OCFS Bureau of Research, Evaluation, and Performance Analytics, Data Extracted from CONNECTIONS on 3/20/2020

## FFPSA Bubble Chart #2

### New Admissions into Congregate Care (CC) Program in 2018 and Their 12-Month Follow Up--Essex (Number and Percentage\* shown in each bubble)



\* Percentage is calculated based on the bubble immediate above.

Prepared by OCFs Bureau of Research, Evaluation, and Performance Analytics, Data Extracted from CONNECTIONS on 3/20/2020

### FFPSA Bubble Chart #3

## Step Up into Congregate Care (CC) Program in 2018 and Their 12-Month Follow Up--Essex (Number and Percentage\* shown in each bubble)

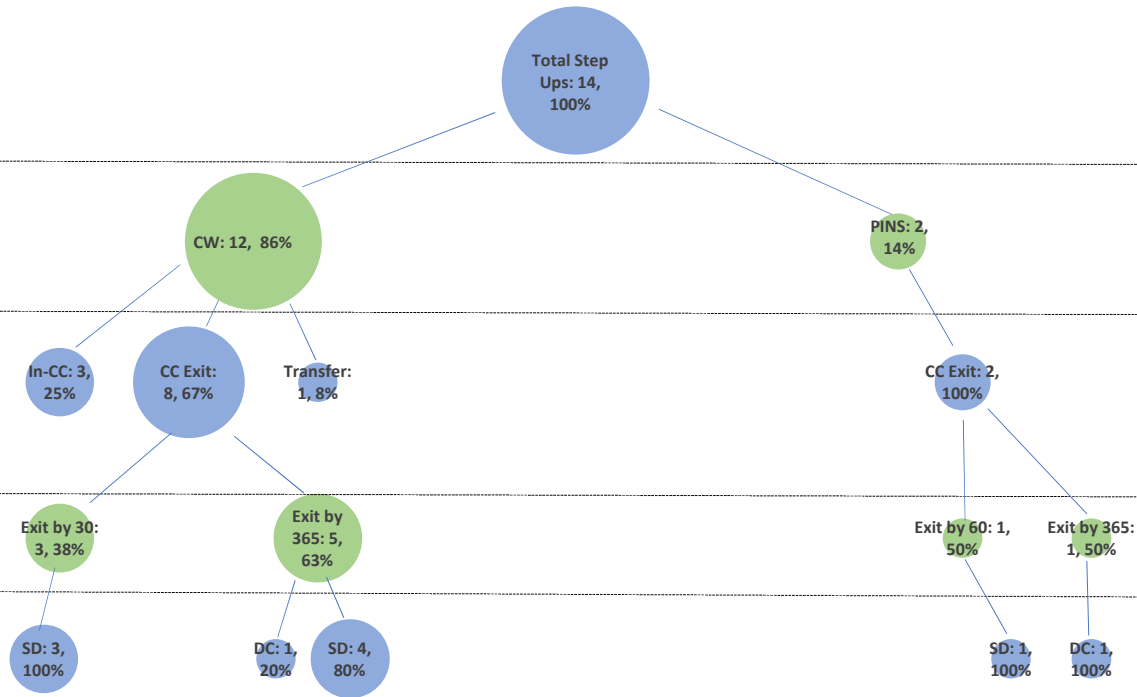
A. Total step ups into CC in CY 2018 (AOBH, Group Home, Group Residence, Institution)

B. Case Type at CC Entry

C. Status @ 366 days post CC Admission (CC exit and transfer are triggered by discharge or moving to another CC facility/program)

D. Time to Exit CC in days

E. Exit Reason: DC (discharged from custody), SD (step down out of CC, trial discharge)



\* Percentage is calculated based on the bubble immediate above.

Prepared by OCFs Bureau of Research, Evaluation, and Performance Analytics, Data Extracted from CONNECTIONS on 3/20/2020

### FFPSA Bubble Chart #4

## Lateral Transfers into Congregate Care (CC) Program in 2018 and Their 12-Month Follow Up--Essex (Number and Percentage\* shown in each bubble)

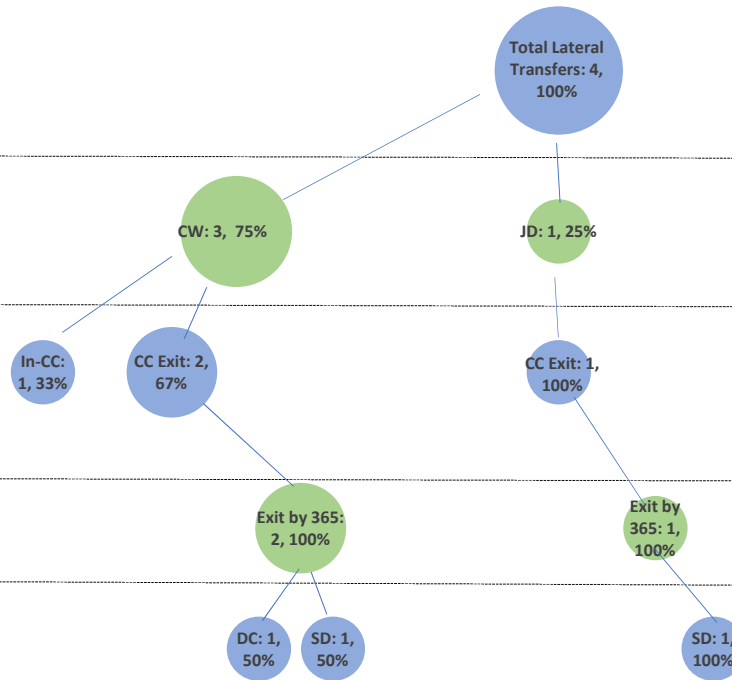
A. Total lateral transfers into CC in CY 2018 (AOBH, Group Home, Group Residence, Institution)

B. Case Type at CC Entry

C. Status @ 366 days post CC Admission (CC exit and transfer are triggered by discharge or moving to another CC facility/program)

D. Time to Exit CC in days

E. Exit Reason: DC (discharged from custody), SD (step down out of CC, trial discharge)



\* Percentage is calculated based on the bubble immediate above.

Prepared by OCFs Bureau of Research, Evaluation, and Performance Analytics, Data Extracted from CONNECTIONS on 3/20/2020