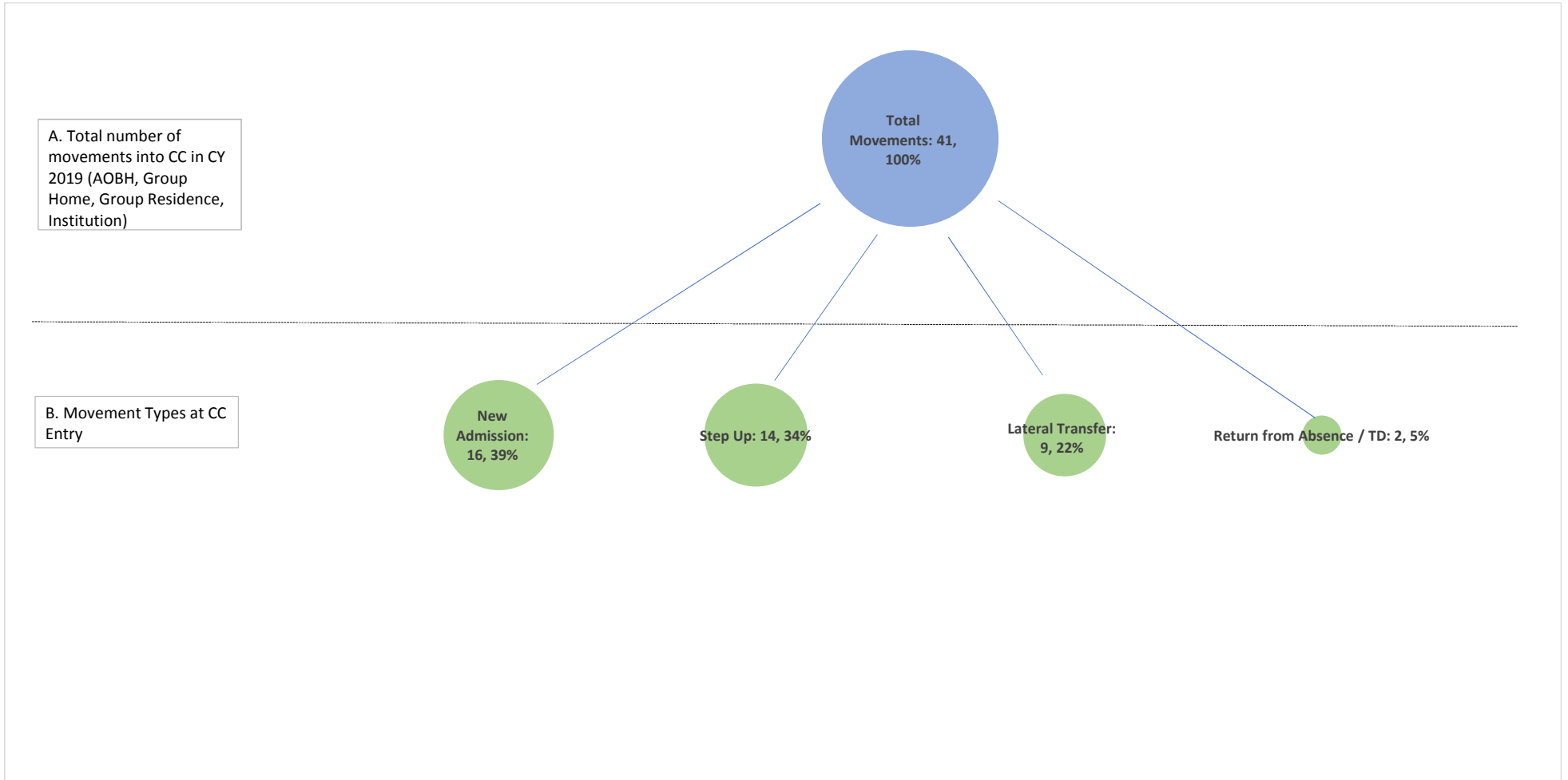


FFPSA Bubble Chart #1

Total Number of Movements into Congregate Care (CC) Program and Movement Types in 2019--Niagara (Number and Percentage* shown in each bubble)



* Percentage is calculated based on the bubble immediate above.

Prepared by OCFS Bureau of Research, Evaluation, and Performance Analytics, Data Extracted from CONNECTIONS on 3/3/2021

FFPSA Bubble Chart #2

New Admissions into Congregate Care (CC) Program in 2019 and Their 12-Month Follow Up--Niagara (Number and Percentage* shown in each bubble)

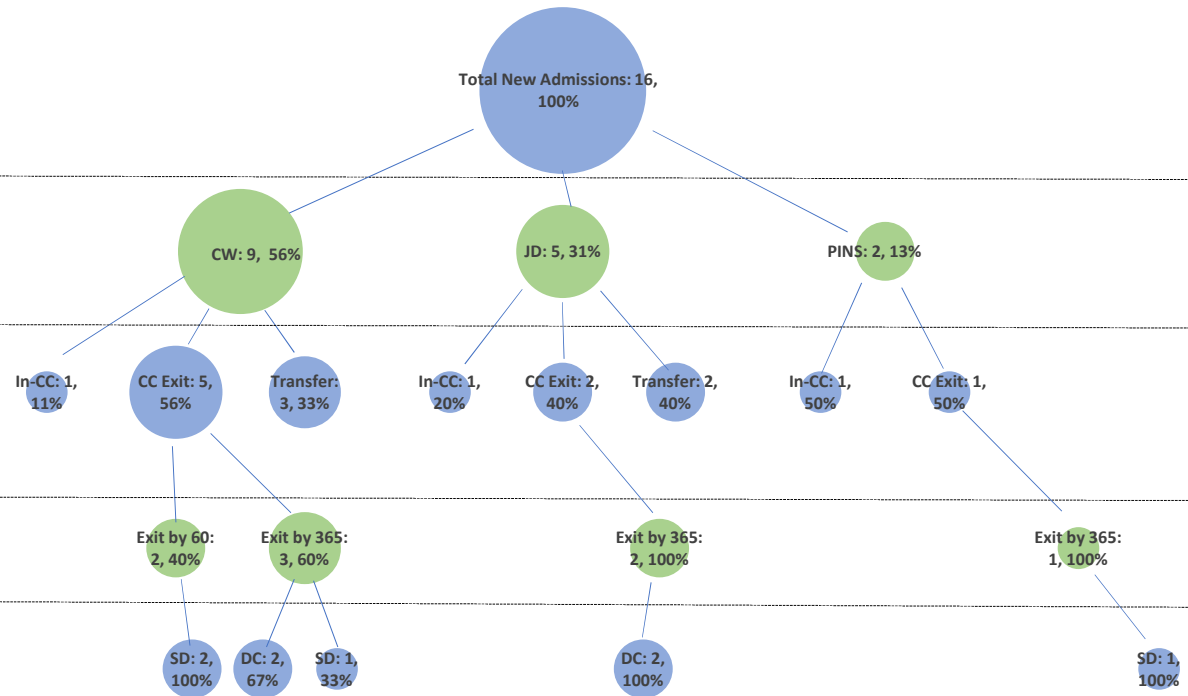
A. Total new admissions into CC in CY 2019 (AOBH, Group Home, Group Residence, Institution)

B. Case Type at CC Entry

C. Status @ 366 days post CC Admission (CC exit and transfer are triggered by discharge or moving to another CC facility/program)

D. Time to Exit CC in days

E. Exit Reason: DC (discharged from custody), SD (step down out of CC, trial discharge)



* Percentage is calculated based on the bubble immediate above.

Prepared by OCFB Bureau of Research, Evaluation, and Performance Analytics, Data Extracted from CONNECTIONS on 3/3/2021

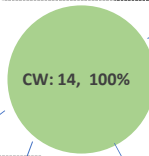
FFPSA Bubble Chart #3

Step Up into Congregate Care (CC) Program in 2019 and Their 12-Month Follow Up--Niagara (Number and Percentage* shown in each bubble)

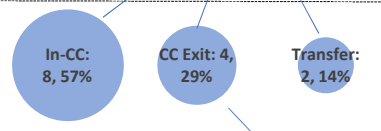
A. Total step ups into CC in CY 2019 (AOBH, Group Home, Group Residence, Institution)



B. Case Type at CC Entry



C. Status @ 366 days post CC Admission (CC exit and transfer are triggered by discharge or moving to another CC facility/program)



D. Time to Exit CC in days



E. Exit Reason: DC (discharged from custody), SD (step down out of CC, trial discharge)



* Percentage is calculated based on the bubble immediate above.

FFPSA Bubble Chart #4

Lateral Transfers into Congregate Care (CC) Program in 2019 and Their 12-Month Follow Up--Niagara (Number and Percentage* shown in each bubble)

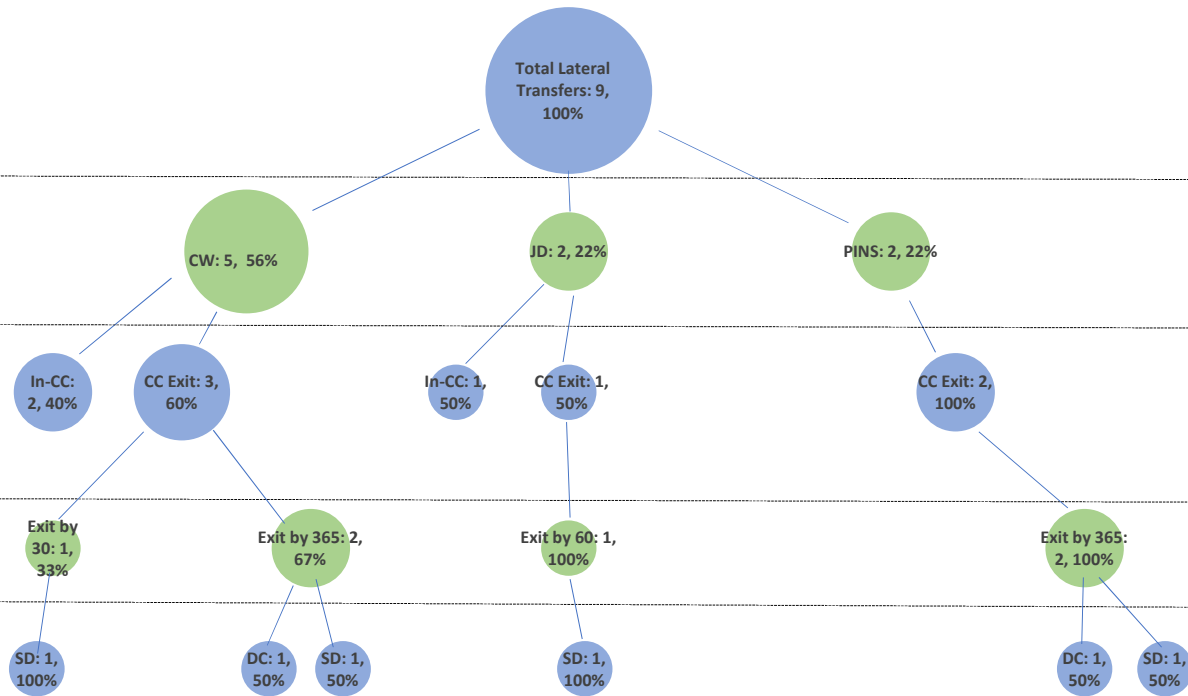
A. Total lateral transfers into CC in CY 2019 (AOBH, Group Home, Group Residence, Institution)

B. Case Type at CC Entry

C. Status @ 366 days post CC Admission (CC exit and transfer are triggered by discharge or moving to another CC facility/program)

D. Time to Exit CC in days

E. Exit Reason: DC (discharged from custody), SD (step down out of CC, trial discharge)

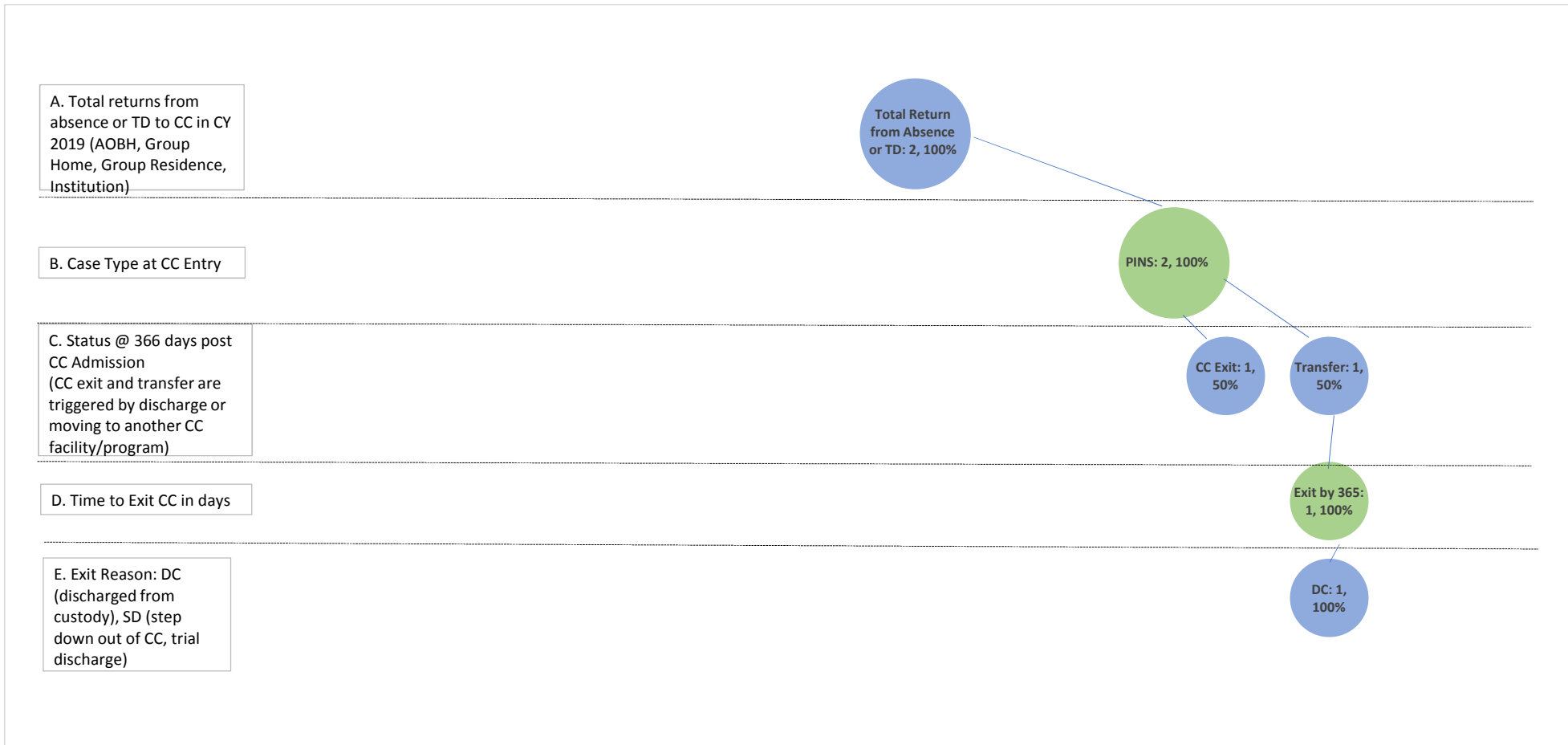


* Percentage is calculated based on the bubble immediate above.

Prepared by OCFB Bureau of Research, Evaluation, and Performance Analytics, Data Extracted from CONNECTIONS on 3/3/2021

FFPSA Bubble Chart #5

Return from Absence or Trial Discharge to the Congregate Care (CC) Program in 2019 and Their 12-Month Follow Up--Niagara (Number and Percentage* shown in each bubble)



* Percentage is calculated based on the bubble immediate above.

Prepared by OCFs Bureau of Research, Evaluation, and Performance Analytics, Data Extracted from CONNECTIONS on 3/3/2021