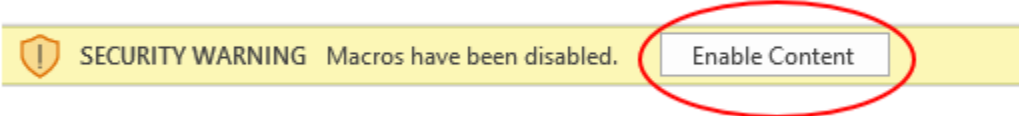


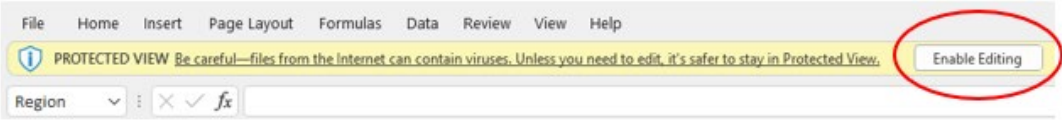
FFPSA MONTHLY DASHBOARD TIP SHEET

OPENING FILE

- When you first open the file, you will see a yellow bar across the top with a button that reads: “Enable Content.” You MUST click this button for the Dashboard to work correctly.

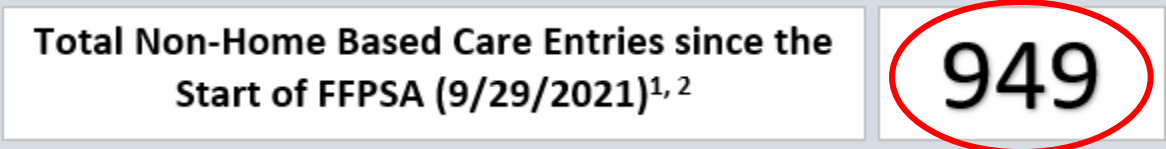


- You may also see a yellow bar across the top that says that you have opened the file in “Protected View” and asks if you would like to “Enable Editing.” You must press the button to enable editing, or you will not be able to work with the file.



DASHBOARD

- This tab includes data for movements into non-home based care from September 29, 2021 up until the date indicated in the footnote. You can find the total number of entries into non-home based care at the top of the sheet.



- Some of the charts and graphs in this tab display data about FFPSA required assessments and reviews. These graphs only include movements into a QRTP and have a “3” superscript next to the title.

Status of 30-Day Assessment for QRTP Entries since the Start of FFPSA³

IN-CARE COMPARISON

- This tab compares proportion of children in care and custody of LDSS by setting type before and after FFPSA implementation. Numbers include children who were in the setting prior to FFPSA implementation (vested status) as well as those who moved in after FFPSA implementation.
- While most of the data is presented in percentages rather than raw numbers, you can find the number of children in institution/group care post FFPSA implementation on the right side of the sheet, broken down by program type. Because this is the number of children in-care on a particular day (including vested and non-vested status children), this number will be different from the entry into care data represented in the other tab in the dashboard.

FILTERS

- The default setting for the dashboard reflects data for the state as a whole – with no filters selected, this means you are seeing the numbers for the entire state of New York.
 - If you do select a filter, the reminder at the top of the dashboard will change to reflect the data that you are seeing.

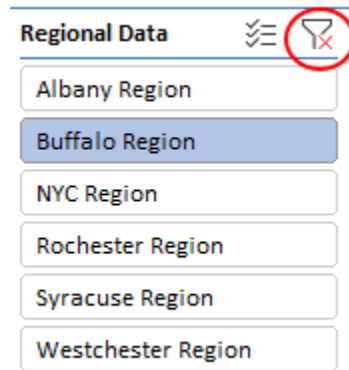
**Reminder: If no filters are selected, you are viewing NYS data;
If any filters are selected, you are viewing data from:**

Buffalo Region

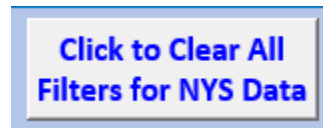
- The filters on the left side of the screen allow you to customize the data by area.
 - You can choose New York City (NYC) vs. Rest of State (ROS), by Region, or by County.
 - If you choose one or more Regions, the dashboard will automatically move the counties in that region to the top of the County list.
 - If your county is not in the County list, it means that the county did not have any children moved into non-home based care since the implementation of FFPSA.

The screenshot shows a filter interface with two main sections: 'Regional Data' and 'County'. The 'Regional Data' section has a title bar with a list icon and a filter icon. Below it are six buttons: 'Albany Region', 'Buffalo Region' (highlighted in blue), 'NYC Region', 'Rochester Region', 'Syracuse Region', and 'Westchester Region'. The 'County' section also has a title bar with a list icon and a filter icon. Below it is a scrollable list of county names: 'ALLEGANY', 'CATTARAUGUS', 'CHAUTAUQUA', 'ERIE', 'GENESEE', 'NIAGARA', 'ORLEANS', 'WYOMING', and 'ALBANY'. The 'ALBANY' county is highlighted in blue, and there are up and down arrow icons on the right side of the list.

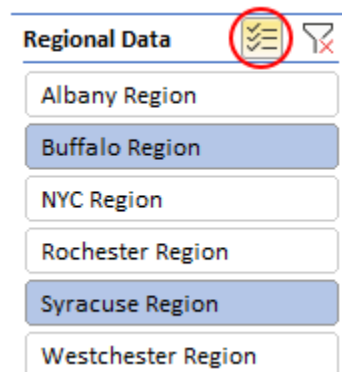
- To remove one filter, you can click the funnel button at the top of each category.



- To remove all the filters and go back to the default setting, you can click the Clear All button the top left of the screen.



- You can use the multi-select button to select more than one option within a category. Or you can press the "Ctrl" key and click to select multiple regions / counties.



FREQUENTLY ASKED QUESTIONS

Q: How often will a new dashboard be released?

A: We anticipate that the dashboard will be updated monthly, published in the second week of the month.

Q: What will happen to the old dashboard when the new one is released?

A: We plan to replace the old dashboard with the updated dashboard, as the dashboard data is cumulative.

Q: Where can we access the dashboard?

A: The dashboard can be found on the OCFS FFPSA Data and Resources website:

<https://ocfs.ny.gov/main/sppd/family-first-data.php>

Q: Why can't I see any movements into an EMPOWER or PPP settings?

A: As of December 2021, there have not yet been movements into either of those two types of settings. As soon as a movement into one of those settings occurs, it will be reflected in the dashboard data.