



**Office of Children
and Family Services**

2020 Safe Harbour Program Data

November 15, 2021

2020 Program Data

Each year, counties that have participated in the Safe Harbour: NY program for two years or more under the leadership of the Local Department of Social Services (LDSS) report data on their program to OCFS.

The LDSS collects data from Safe Harbour: NY-supported providers and agencies. OCFS removed duplicate data at the county level to the extent possible, however data at the state level may be duplicate as this population is highly transient.

It is important to note that service delivery was significantly impacted by the COVID-19 pandemic.

2020 Program Data

In 2020:

- 39 counties reported data
- 1,765 youth were identified as trafficked or at risk at the time of referral
 - 14% (255) of these youth met the federal definition of a sex trafficking victim*
 - 85% (1,510) were identified as high or medium risk of trafficking*
 - Although 1,842 youth were identified for services by the program, 78 youth are excluded from this data set because their risk levels were not reported.
- 2% (43) of the 1,765 youth were also identified as trafficked or at risk for labor trafficking

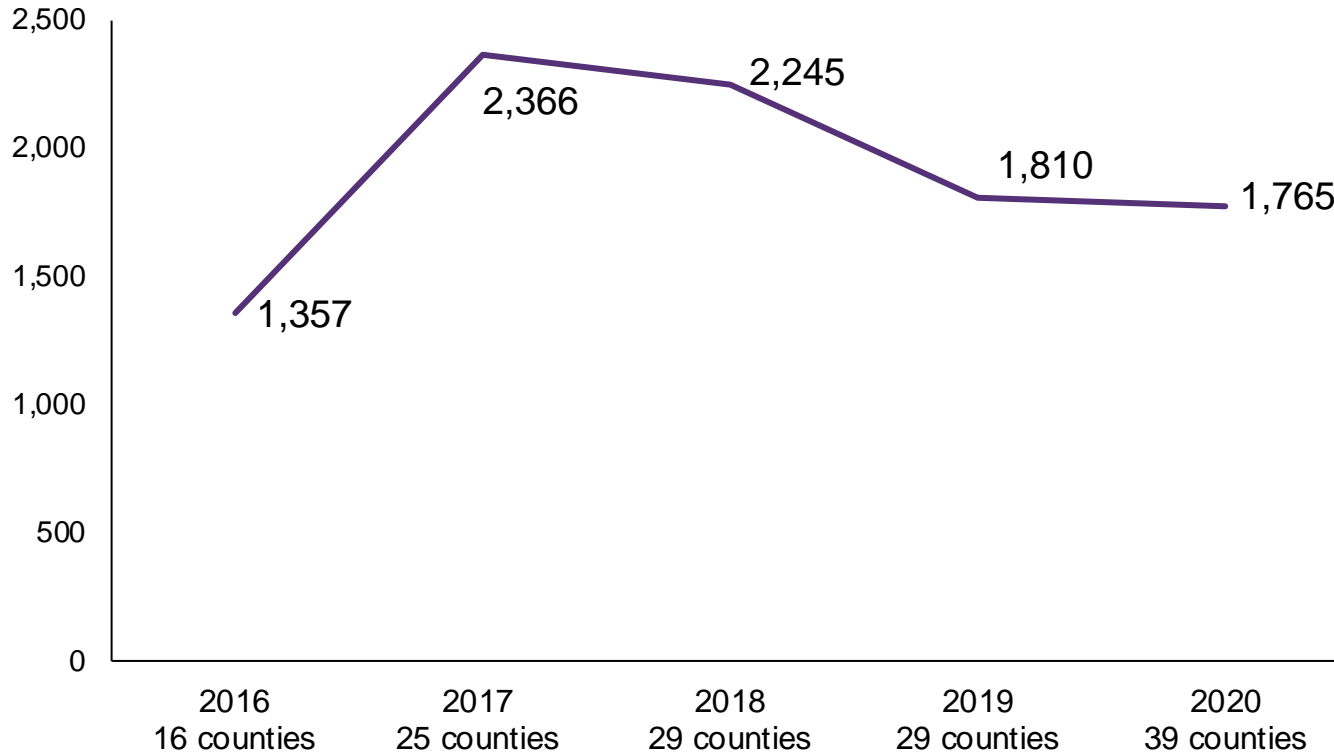
*For more information on how risk levels were determined please refer to OCFS-3920.



Office of Children
and Family Services

Youth Identified Over Time

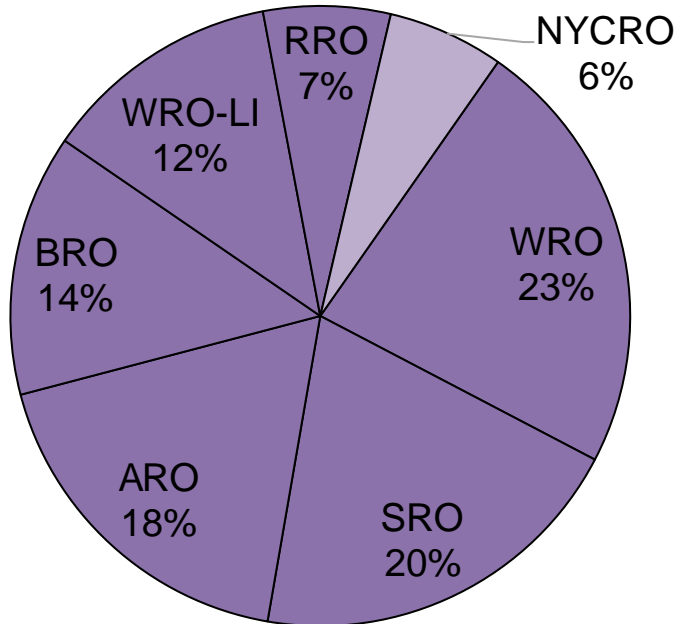
— Number of Youth Identified as Trafficked or At-Risk



Youth Identified by Location (1,765)

OCFS Regional Offices

Misconceptions remain that child trafficking is only a “big city” issue, however in 2020, 94% of youth identified in NYS were in regions other than NYC.

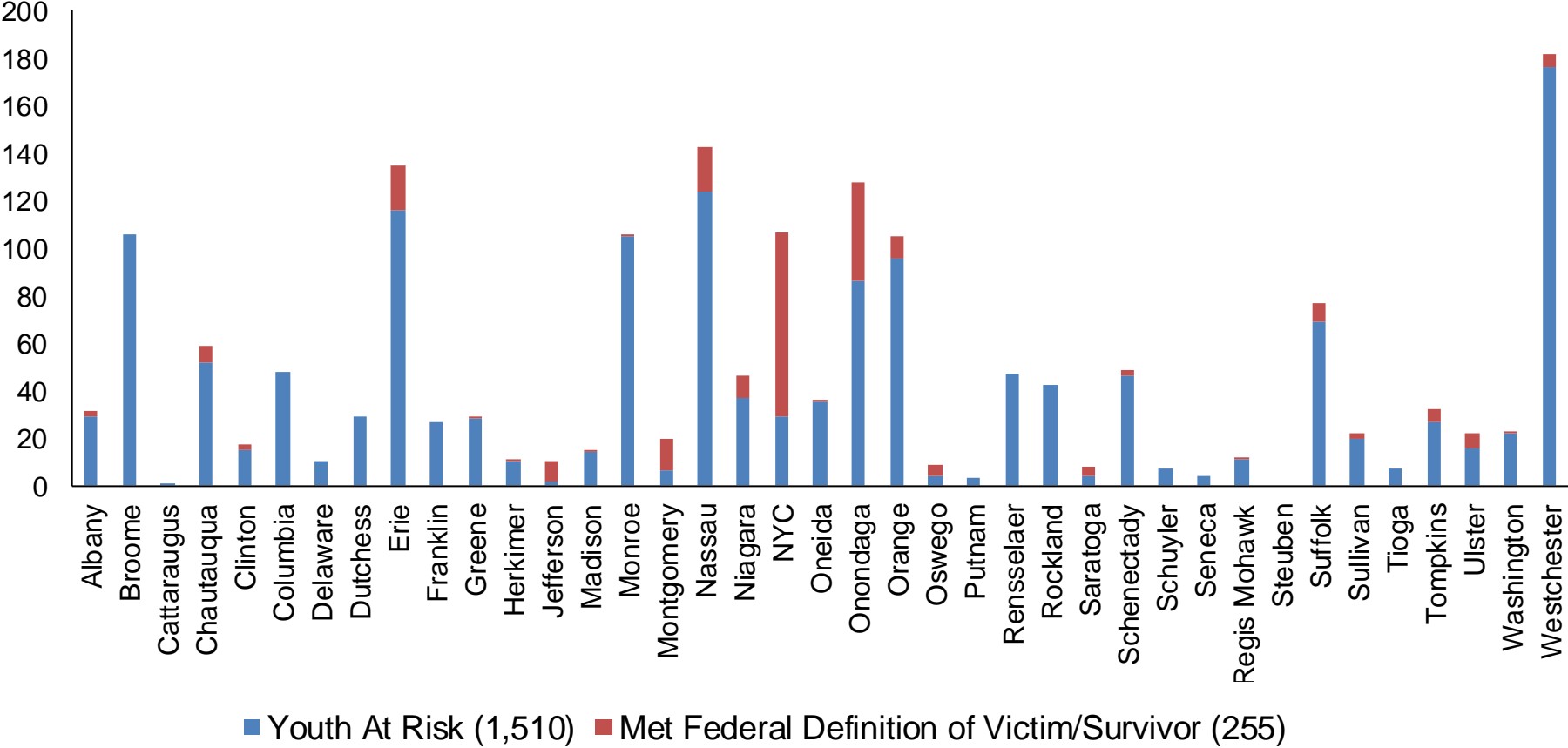


NYCRO – New York City
WRO – Westchester
SRO – Syracuse
WRO-LI – Long Island
ARO – Albany
RRO – Rochester
BRO – Buffalo

<https://ocfs.ny.gov/directories/regional-offices.php>



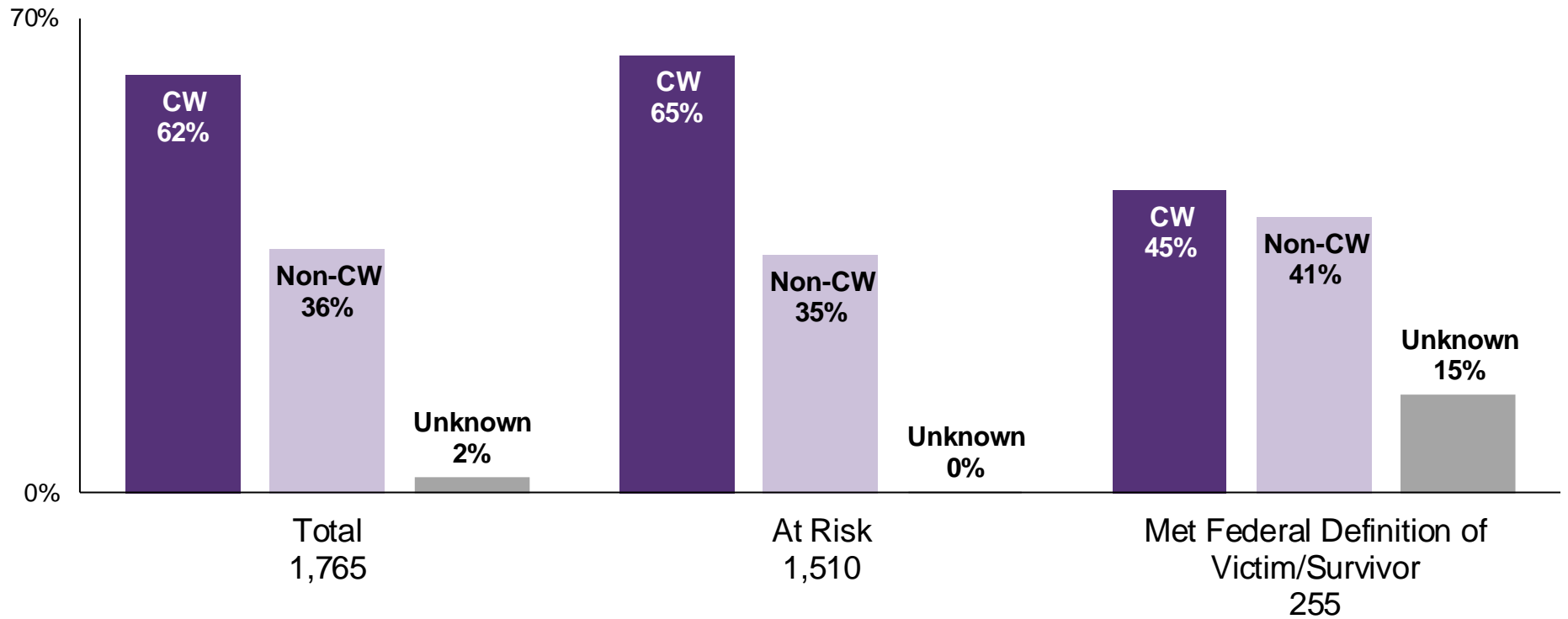
Youth Identified by County



Child Welfare vs Non-Child Welfare Referrals

In 2020, child welfare agencies provided the majority of trafficking referrals.

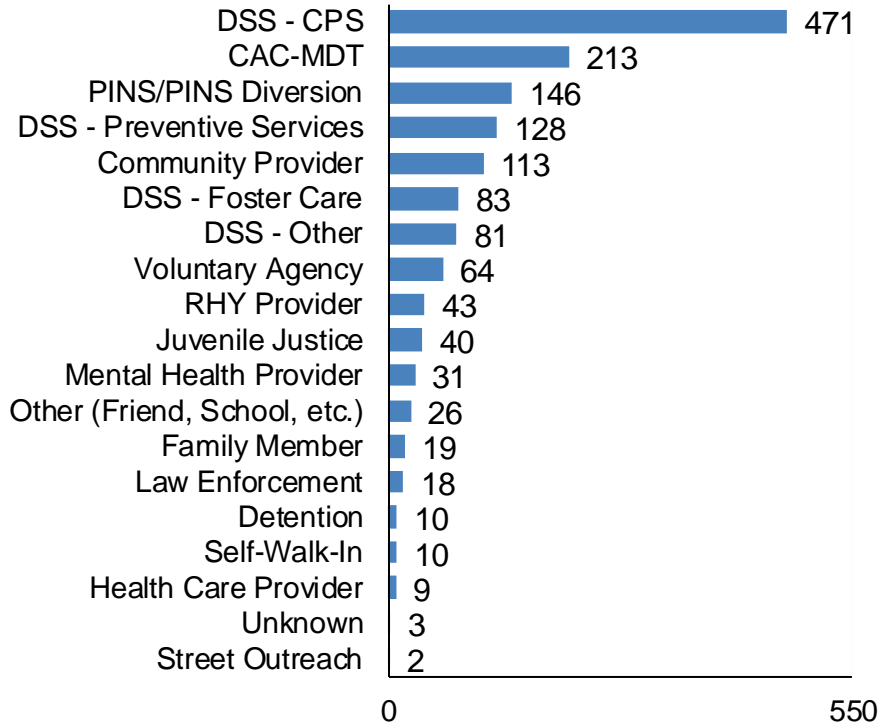
For the purpose of this graph, child welfare includes referrals from CAC, MDT, DSS (CPS, Foster Care, and preventive). Every other referral source was considered non-child welfare.



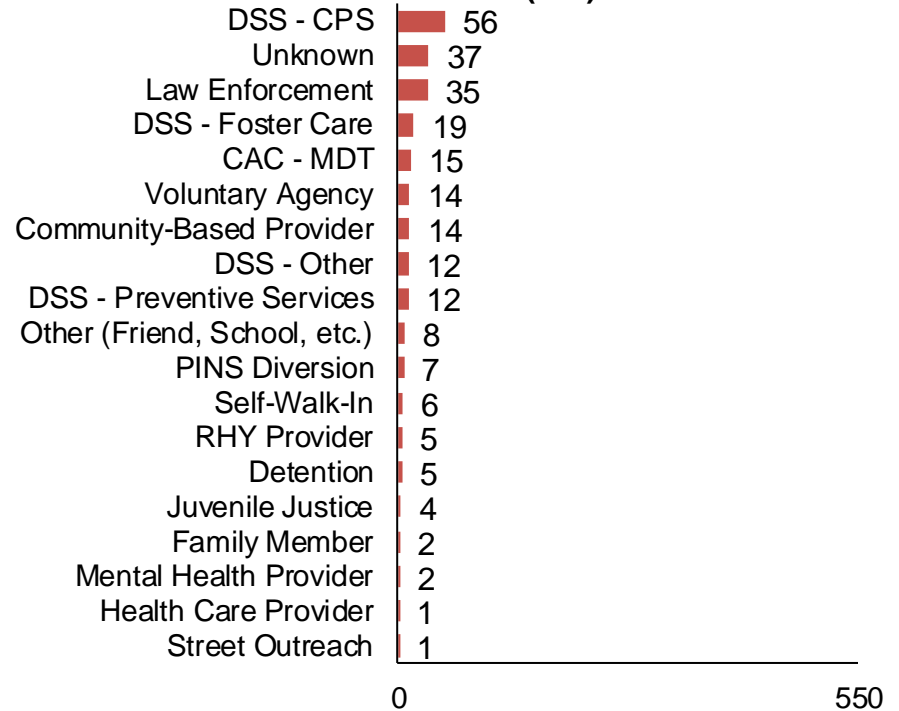
Youth's Referral Source & Trafficking Status

Of any single source, CPS made the most referrals, regardless of whether youth were identified as at risk or victims/survivors of trafficking.

At Risk (1,510)



Met Federal Definition of Victim / Survivor (255)

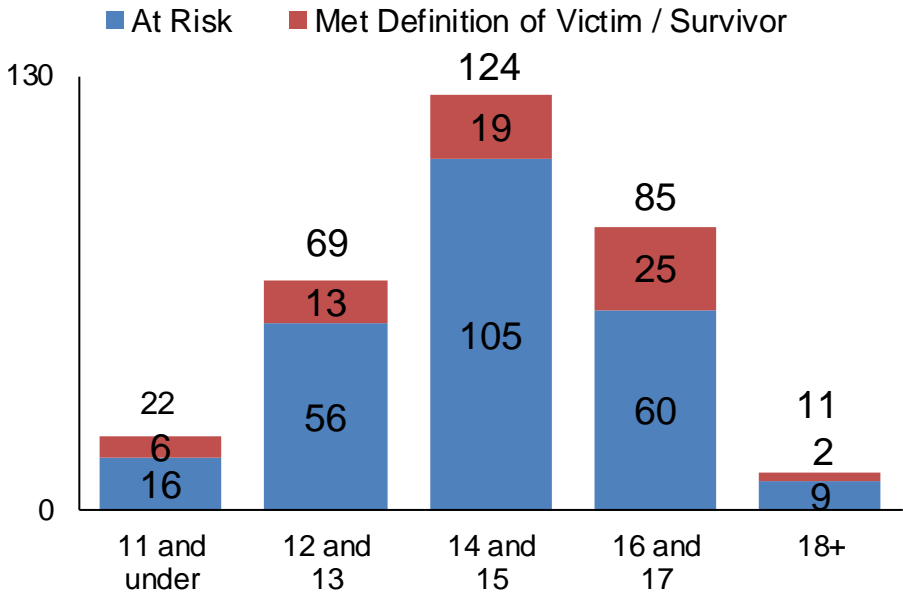
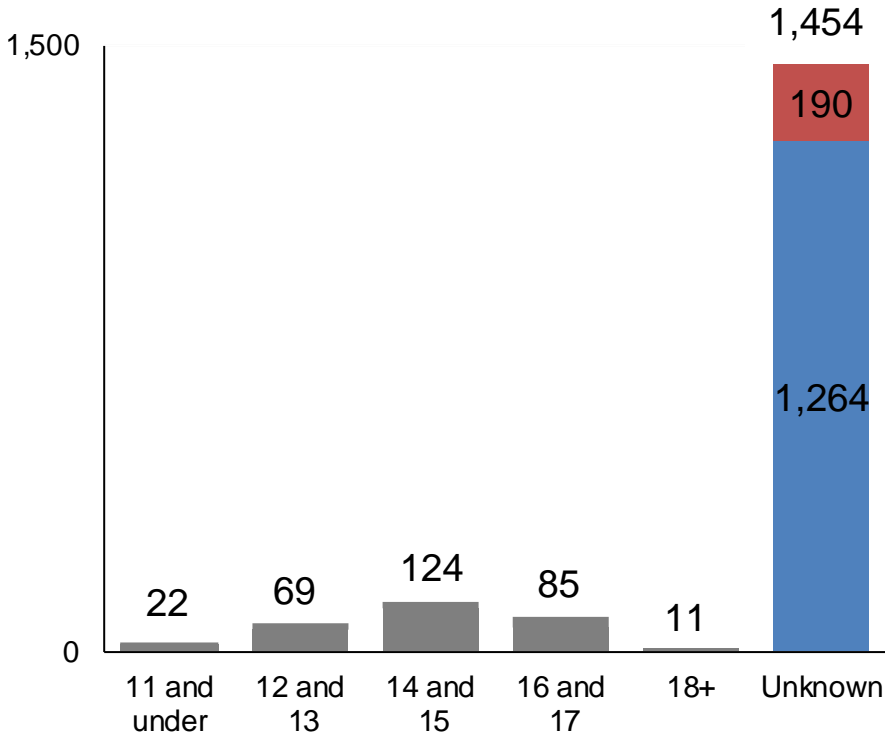


Youth Demographics and Victimization

Youth's Age When Exploitation Began

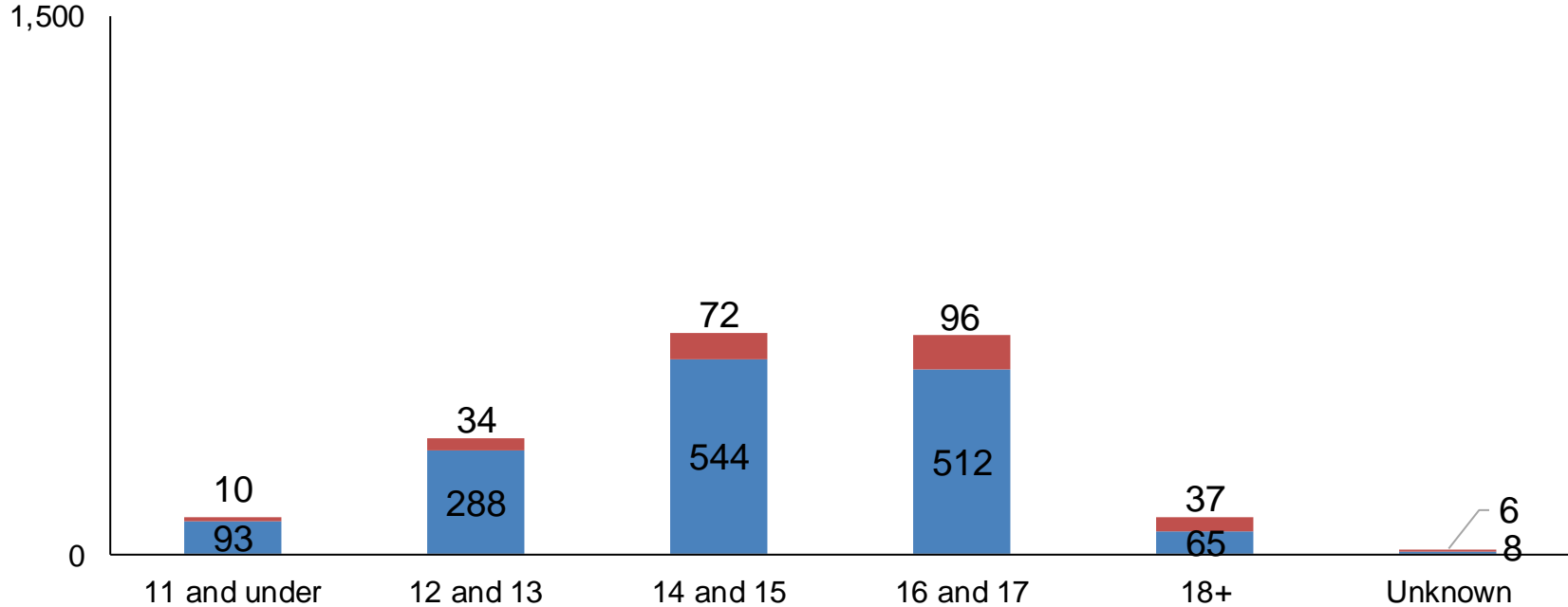
Age at first exploitation was unknown for 1,454 youth – about 82% of the sample.

A closer look at the known age distribution shows that nearly all youth (96%) for whom this data were known were minors when their exploitation began, and slightly more than one quarter (29%; 91 youth) were under the age of 14.



Youth's Age at Time of Referral

Regardless of when a youth's trafficking began, most youth identified by a Safe Harbour program were between the ages of 14-17 years old, typically correlating with grades 8-12.

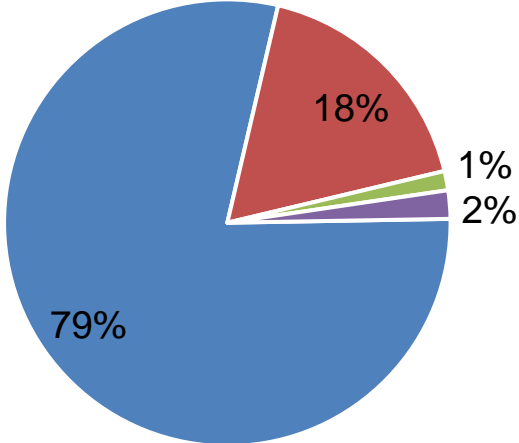


■ Youth At Risk (1,510) ■ Met Federal Definition of Victim/Survivor (255)

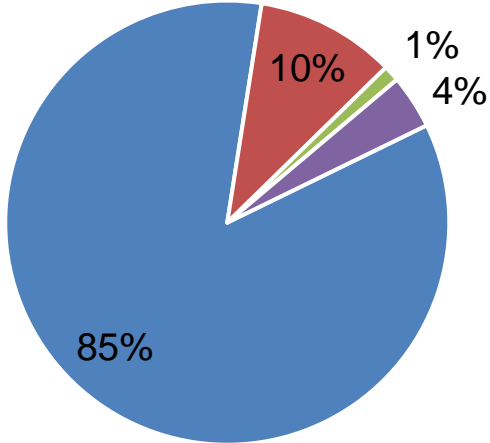
Youth's Gender Identity

Although often portrayed as an issue impacting only girls, cis-male, transgender, and gender non-conforming youth represented nearly a quarter (19%) of the youth identified as at risk of being trafficked in 2020; 11% of identified survivors were cis-male, transgender, or GNC.

Youth At Risk (1,510)



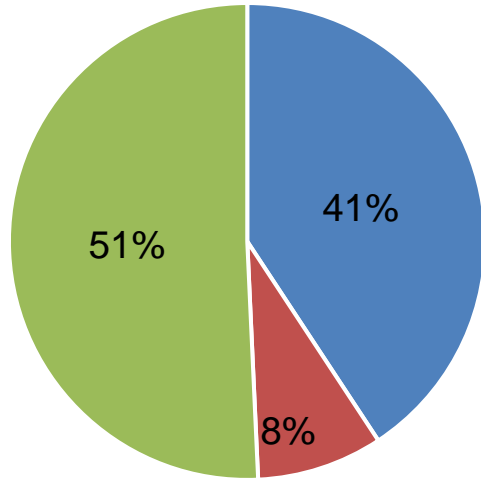
Met Federal Definition of Victim/Survivor (255)



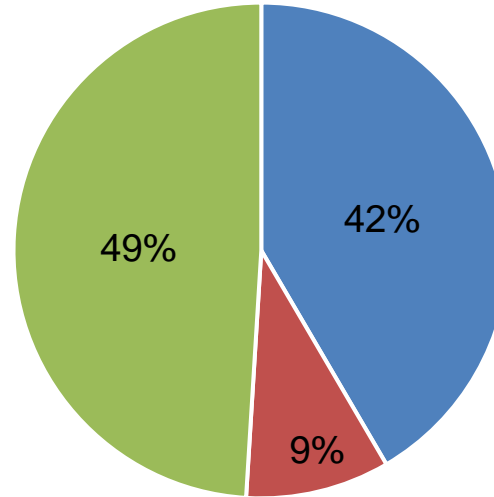
- Female
- Male
- Trans and GNC/Non-Binary
- Unreported

Youth's Sexual Orientation

Youth At Risk (1,510)



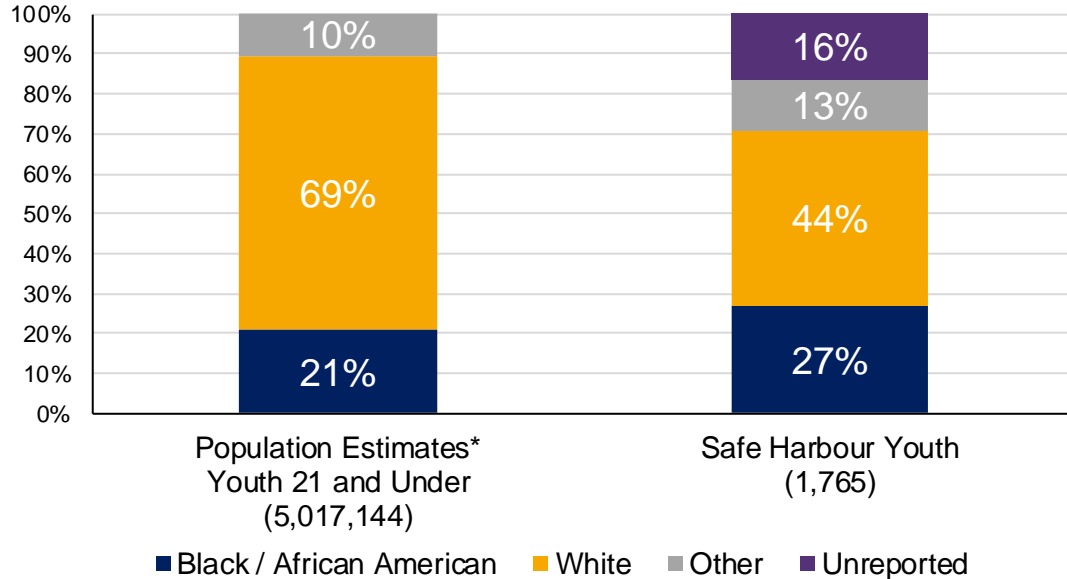
Met Federal Definition of Victim/Survivor (255)



■ Straight ■ LGB+ ■ Unreported

Youth's Racial Identity

In 2019, an estimated 21% of New York State youth aged 21 and under identified as Black/African American and 69% as White. Among Safe Harbour youth in 2020, 27% identified as Black/African American, while 44% identified as White. Statewide, youth of color were overrepresented among the Safe Harbour population.



Ethnicity

Ethnicity has been measured separately from race here.

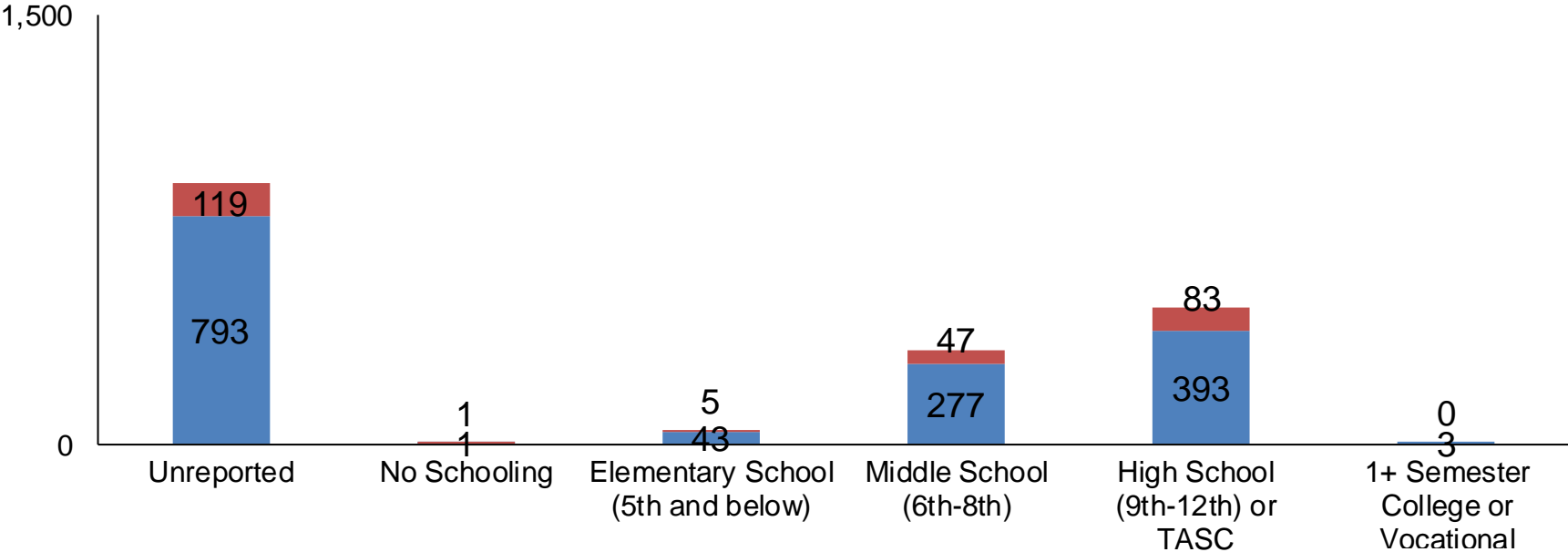
Among Safe Harbour youth, 23% identified as Hispanic/Latinx in 2020. This group was estimated to represent 24% of the general population in 2019*.

The category of Other includes youth who identified as multi-racial, Asian, Native American, Native Hawaiian, Pacific Islander, and Middle Eastern.

*Source: National Center for Health Statistics. Vintage 2019 postcensal estimates of the resident population of the United States (April 1, 2010, July 1, 2010-July 1, 2019), by year, county, single-year of age (0, 1, 2, ..., 85 years and over), bridged race, Hispanic origin, and sex. Prepared under a collaborative arrangement with the U.S. Census Bureau. Available from: http://www.cdc.gov/nchs/rvss/bridged_race.htm as of July 9 2020, following release by the U.S. Census Bureau of the unbridged Vintage 2019 postcensal estimates by 5-year age group on June 25, 2020.

Youth's Last Grade Completed

While 52% of youths' last grade completed was unknown at the time of referral, 27% of youth had completed at least one grade in high school, the TASC (formerly GED), or some college/vocational training.

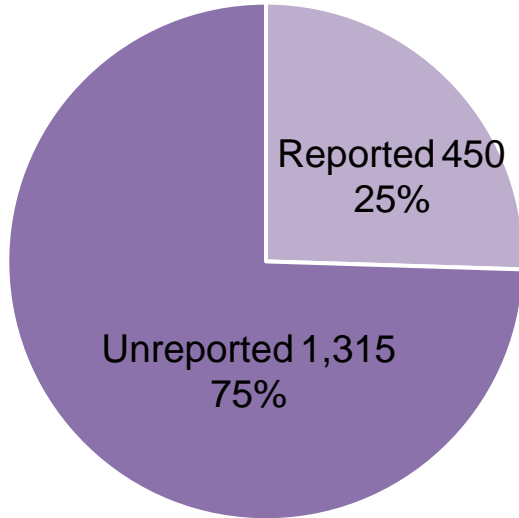


■ Youth At Risk (1,510)

■ Met Federal Definition of Victim/Survivor (255)

Relation of Trafficker to Youth: CSEC

At the time of referral, 75% of the youths' relationships to their traffickers were unknown.

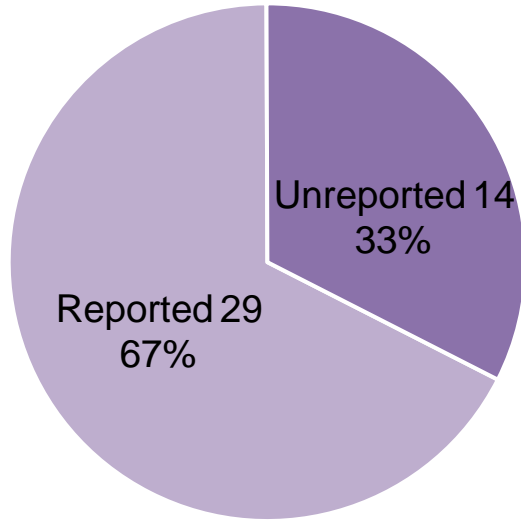


In cases where youths' relationships to their traffickers were known, the top three reported were:

1. a romantic partner (79)
2. a friend/other youth (66)
3. a person they met on the internet or social media (63)

Relation of Trafficker to Youth: Labor

43 of the youth identified as being at risk or trafficked for CSEC were also identified as being at risk or trafficked for their labor. In these cases, 67% of youths' relationships to their traffickers were known.

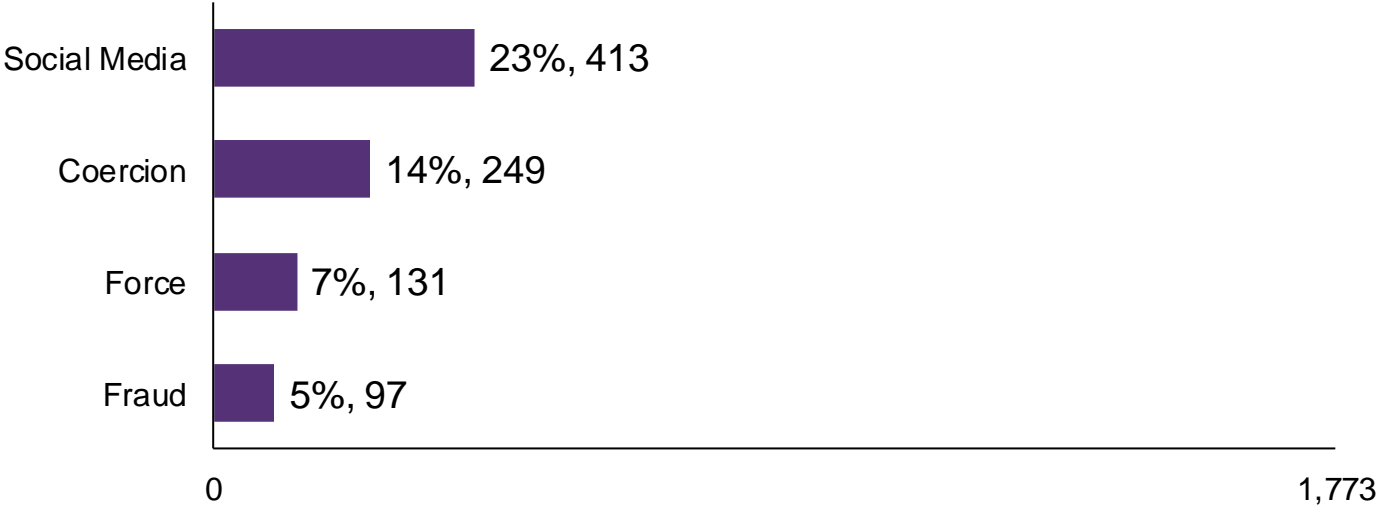


The top three relationships reported were:

1. from a family friend/trusted adult (7)
2. from a gang (6)
3. from a biological/adopted parent (4);
3. from an employer or labor recruiter (4);
3. from another family member (sibling, cousin, Aunt, etc.; 4)

Force, Fraud, Coercion, and Social Media

The presence of these elements in youths' victimization/grooming experiences are reported as identified by program staff. Totals do not sum across elements, as one youth's experience could include more than one element. Staff reported that social media played a role in the victimization/grooming experiences of almost a quarter of youth identified by Safe Harbour: NY in 2020.

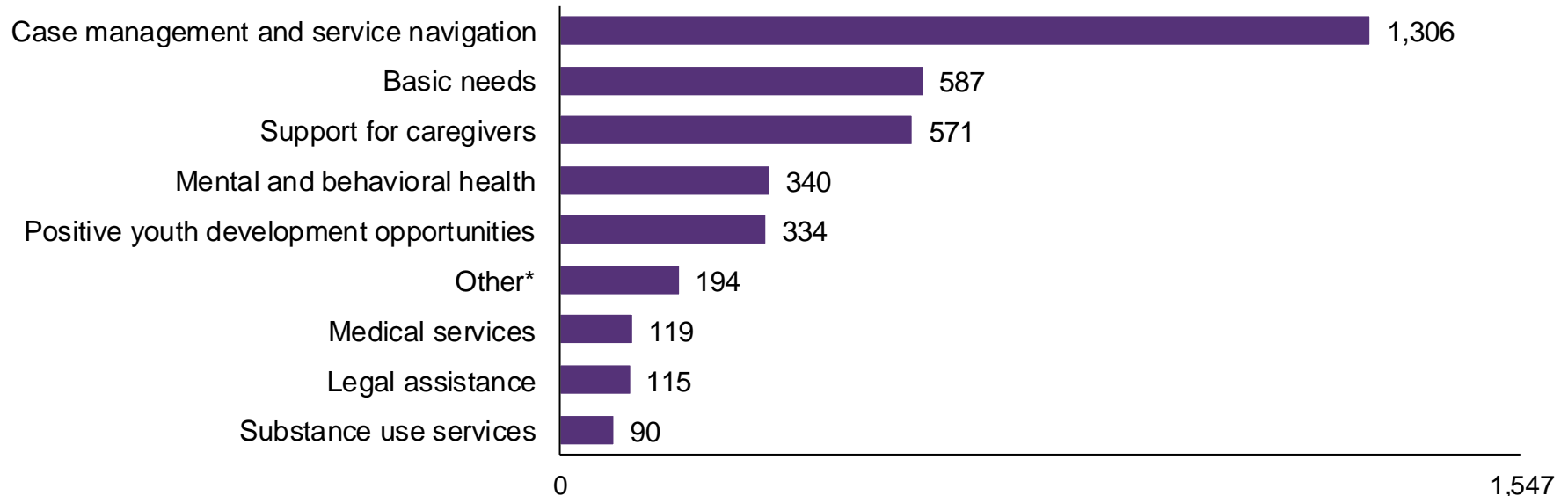


Service Needs Met



Youth with Service Needs Met Using Safe Harbour: NY Funds (1,547)

Each year, program staff report on the types of services that youth and their families receive through Safe Harbour: NY funds. Totals do not sum across categories since the same youth can appear in more than one category. More than three-quarters (84%) of the youth who received Safe Harbor funded services were engaged in case management.



*Other includes educational, vocational, and employment supports and OTDA Confirmation letters.

Street Outreach

Street Outreach

Street outreach seeks to connect with vulnerable youth, distribute supplies to meet basic needs and offer information about local services. Street outreach was limited in 2020 due to the COVID-19 Pandemic.

The street outreach population described here represents a group distinct from that which was reported on earlier slides.

- Data are from the five counties that opted to fund street outreach services through Safe Harbour: NY in 2020: Jefferson, Orange, Saratoga, Schenectady and Suffolk.
- **200 youth** were engaged by Safe Harbour: NY street outreach services. Of these youth:
 - 89% were under age 18
 - 74% were female, 22% male, and 5% transgender or gender non-conforming
 - 41% were White/European American, 35% Black/African American, 12% had race unknown, 11% identified as multi-racial and 2% were another race



Community Outreach & Education



Community Outreach & Education

These events are conducted to connect with youth at schools and other settings to educate youth about trafficking and local services.

- **21 counties** supported outreach and education using Safe Harbour: NY funds: Broome, Cattaraugus, Chautauqua, Columbia, Dutchess, Greene, Jefferson, Madison, Nassau, NYC, Oneida, Onondaga, Orange, Oswego, Rockland, Schuyler, Steuben, Sullivan, Tioga, Ulster, and Washington.
- Counties hosted **158 events** where **more than 1,600 youth** participated. The curricula most commonly used by programs included:
 - Girls Circle, One Circle Foundation (21%)
 - #NotANumber, Love146 (15%)
 - Locally developed Safe Harbour materials (14%)



Contact

NYS Office of Children and Family Services (OCFS)

Bureau of Health and Well-Being

- Phone: 518-474-4110
- humantrafficking@ocfs.ny.gov



Office of Children
and Family Services